








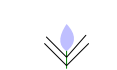
Gehölze:

- Ps** Prunus subhirtella 'Autumnalis'
- Rs** Rosa sweginzowii macrocarpa
- S** Salvia officinalis 'Berggarten'




Matrixarten

	Calamintha nepeta ssp. nepeta	I-II	8/m ² <-> 35 cm
	Coreopsis verti. 'Moonbeam'	II	<-> 35 cm
	Salvia nemorosa 'Eos'	II	<-> 35 cm
	Sesleria autumnalis	I	6/m ² <-> 40 cm
	Stipa tenuissima	I-II	11/m ² <-> 30 cm

Leitstauden und -gräser


	Aster linosyris	II	<-> 30 cm
	Kniphofia Hybride 'Alcazar'	I	<-> 50 cm
	Lavandula ang. 'Munstead'	II	<-> 30 cm

Begeleitstauden

	Amsonia hubr. 'Selektion Kramer' I	<-> 40 cm
	Anthemis tin. 'Sauce Hollandaise' I-II	<-> 40 cm
	Euphorbia segu. ssp. niciciana I	<-> 40 cm

Beet 11206 der Hauptwache

Altes Neuland Frankfurt



M 1:50